



Erasmus + Project 2020-1-AT01-KA229-078020_4

“PACT: Places to create”

LEARNING TEACHING TRAINING ACTIVITY

In

Torre del Greco 27th March-2nd April 2022





WELCOME ESTONIA – 26/03/2022



WELCOME AUSTRIA- 27/03/2022



TARANTELLA

WELCOME SHOW SPETTACOLO DI BENVENUTO

Students dance Tarantella to welcome the Estonian and Austrian teams







Esibizione degli alunni delle sezioni musicali: gli studenti suonano alcuni brani musicali con i loro strumenti: il pianoforte, la chitarra, il violino, la batteria

WORKSHOP

Musical Performances: students play some musical pieces with their musical instruments: the piano, the guitar, the violin, the drums







WORKSHOP

Students learn about places and traditions of the countries involved. They prepare a quiz online by using Genially application and play in groups

Gli studenti apprendono i luoghi e le tradizioni dei paesi coinvolti. Preparano un quiz online utilizzando l'applicazione Genially e giocano



WORKSHOP


Visit to the Coral School "Istituto Degni", to learn about our typical craftsmanship: coral and cameo working. Students do a Workshop where they work on a piece of shell, they remove the crust of a piece of shell, shape and polish it. Then they take it to school to engrave it



School workshops Engraving on a seashell.

The aim of this workshop was to teach students to engrave on the piece of shell they have worked on during the first workshop at The Art School.

Students choose a symbol a small picture, surfing the internet, then they draw it on a piece of paper and then they engrave it on this piece of shell, so getting their personal object.






Workshop: making a puzzle of an "Ideal City". Students work in group. Each group has a piece of a picture, they have to draw it, using the same colour and distance. Then all the pieces of the big picture are put together to reproduce the same picture they had received






Collage of pieces of the ideal city



Cultural activity: A tour for Naples



Cultural activity: A tour for Torre del Greco



WORKSHOP: A virtual tour of Pompeii ruins



School workshops: Vesuvius Geology and Minerali Rocks from Vesuvius



Workshop

Simulation of Vesuvius Eruption

By putting bicarbonate of sodium, vinegar and blue or red or yellow dyes there will be a chemical reaction with the production of gas which simulates the Vesuvius eruption







Students have three candles lit on a plate. Putting bycarbonate of sodium on a dish and pouring some vinegar, there is no more oxigen and the flame goes out



FUNNY MOMENTS



**THANK YOU ALL FOR THE LIVELY PARTICIPATION
GOODBY**

